






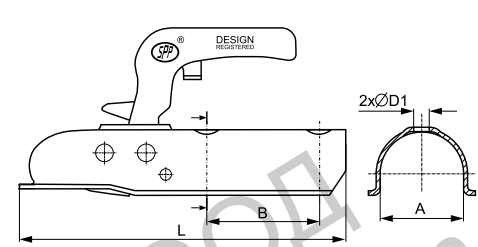






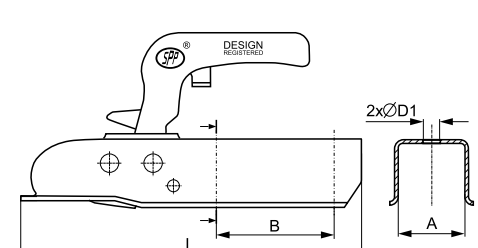





## ZSK-1300 GŁOWICE ZACZEPOWE / COUPLING HEADS

PARAMETRY PARAMETERS	KORPUS / HOUSING	WYMIARY / DIMENSIONS						INDEX / INDEX		RYSUNEK / DRAWING	
		A [mm]	B [mm]	ØD1 [mm]	ØD2 [mm]	C [mm]	L [mm]	dźwignia stalowa 	dźwignia stalowa z wbudowanym zamkiem 		
D=12,3 kN S=100 kg DM=1300 kg	STAL / STEEL	Ø 50,5	90	12,5			261	ZSK-1300E-00-00 	ZSK-1300E-00-01 		
		Ø 60,5	90	12,5			261	ZSK-1300F-00-00 	ZSK-1300F-00-01 		
		Ø 70,5	90	12,5			261	ZSK-1300G-00-00 	ZSK-1300G-00-01 		
		Ø 40,5	90	12,5			261	ZSK-1300K-00-00 	ZSK-1300K-00-01 		
		Ø 50,5	90	12,5			261	ZSK-1300H-00-00 	ZSK-1300H-00-01 		
		Ø 60,5	90	12,5			261	ZSK-1300I-00-00 	ZSK-1300I-00-01 		
		Ø 70,5	90	12,5			261	ZSK-1300J-00-00 	ZSK-1300J-00-01 